

## My Friend Alice



**VTech understands that a child's needs and abilities change as they grow and with that in mind we develop our toys to teach and entertain at just the right level...**

## **vtech** Baby

**Toys that will stimulate their interest in different textures, sounds and colours**

### **I am...**

...responding to colours, sounds and textures

...understanding cause and effect

...learning to touch, reach, grasp, sit-up, crawl and toddle

**Birth-36 months**



## **Pre-School**

**Interactive toys to develop their imagination and encourage language development**

### **I want...**

...to get ready for school by starting to learn the alphabet and counting

...my learning to be as fun, easy and exciting as can be

...to show my creativity with drawing and music so my whole brain develops

**3-6 years**



## **Electronic Learning Computers**

**Cool, aspirational and inspiring computers for curriculum related learning**

### **I need...**

...challenging activities that can keep pace with my growing mind

...intelligent technology that adapts to my level of learning

...National Curriculum based content to support what I'm learning at school

**4-10 years**




To learn more about this and other VTech® products, visit [www.vtech.co.uk](http://www.vtech.co.uk)

# INTRODUCTION

Thank you for purchasing the **VTech® My Friend Alice**

**VTech® My Friend Alice** is a playful interactive bear! Press her hands, heart and feet to identify body parts and listen to songs and phrases relating to the pressed body part. Alice features different textures that enhance sensory development and includes accessories for manipulative stimulation.



# INCLUDED IN THIS PACKAGE

- One VTech® My Friend Alice
- One User's Manual


**WARNING:** All packing materials, such as tape, plastic sheets, wire ties and tags are not part of this toy and should be discarded for your child's safety.

**NOTE:** Please keep user's manual as it contains important information.

## GETTING STARTED

### BATTERY INSTALLATION

1. Make sure the unit is turned **OFF**.
2. Locate the battery cover on the back of the unit. Use a screwdriver to loosen the screw.
3. Install 2 new AAA (AM-4/LR03) batteries following the diagram inside the battery box. (The use of new, alkaline batteries is recommended for maximum performance.)
4. Replace the battery cover and tighten the screw to secure.



# BATTERY NOTICE

- Use new alkaline batteries for maximum performance.
- Use only batteries of the same or equivalent type as recommended.
- Do not mix different types of batteries: alkaline, standard (carbon-zinc) or rechargeable (Ni-Cd, Ni-MH), or new and used batteries.
- Do not use damaged batteries.
- Insert batteries with the correct polarity.
- Do not short-circuit the battery terminals.
- Remove exhausted batteries from the toy.
- Remove batteries during long periods of non-use.
- Do not dispose of batteries in fire.
- Do not charge non-rechargeable batteries.
- Remove rechargeable batteries from the toy before charging (if removable).
- Rechargeable batteries are only to be charged under adult supervision.

## Disposal of batteries and product



The crossed-out wheellie bin symbols on products and batteries, or on their respective packaging, indicates they must not be disposed of in domestic waste as they contain substances that can be damaging to the environment and human health.



The chemical symbols Hg, Cd or Pb, where marked, indicate that the battery contains more than the specified value of mercury (Hg), cadmium (Cd) or lead (Pb) set out in Battery Directive (2006/66/EC).

The solid bar indicates that the product was placed on the market after 13th August, 2005.

Help protect the environment by disposing of your product or batteries responsibly.




For more information, please visit:

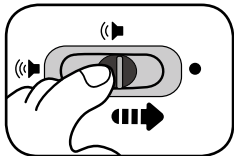
[www.recycle-more.co.uk](http://www.recycle-more.co.uk)

[www.recyclenow.com](http://www.recyclenow.com)

# PRODUCT FEATURES

## 1. ON/OFF/VOLUME CONTROL SWITCH

Locate the electronic box inside your bear. To turn the unit **ON**, slide the **ON/OFF/VOLUME CONTROL SWITCH** to the **LOW VOLUME** (  ) or the **HIGH VOLUME** (  ) position. To turn the unit **OFF**, slide the **ON/OFF/VOLUME CONTROL SWITCH** to the **OFF** (  ) position.




## 2. AUTOMATIC SHUT-OFF

To preserve battery life, the **VTech® My Friend Alice** will automatically power-down after approximately 40 seconds without input. The unit can be turned on again by pressing any button.

# ACTIVITIES

## 1. AUTOMATIC SHUT-OFF

Once the main power is on, press the **ON/OFF BUTTON** on Alice's clothes to turn it **ON** and **OFF**.



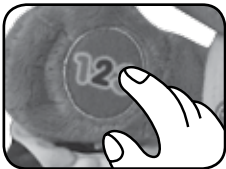
## 2. LEFT HAND/STORIES

Squeeze Alice's left hand to learn about her hand, you will also hear a story about Alice and her friend. Press and hold her right hand for more than one second to hear a fun phrase about reading.



### 3. RIGHT HAND

Squeeze Alice's right hand to learn about her hand. Clap your hands and follow Alice's beat. Press and hold her right hand for more than one second to hear Alice introduce herself.



### 4. RIGHT FOOT/MUSIC

Squeeze Alice's right foot to learn about her foot. You will also hear playful songs and melodies.



### 5. LEFT FOOT

Squeeze Alice's left foot button to hear playful phrases about her foot and her shoe.



### 6. HEART

Press Alice's heart button to hear fun phrases about the heart and Alice's favourite clothing. Press and hold this button for more than one second to hear a loving message.



## MELODY LIST:

- 1 Bear Went Over the Mountain
- 2 Teddy Bears Picnic
- 3 Do Your Ears Hang Low?
- 4 Glowworm
- 5 Head, Shoulders, Knees and Toes
- 6 There's a Hole in My Bucket
- 7 Turkey In the Straw
- 8 Little Bo Peep
- 9 Bicycle Built For Two
- 10 If you're Happy and you Know It
- 11 Froggy Went a Courting
- 12 Sing a Song of Sixpence
- 13 Pat a Cake
- 14 I'm a Little Teapot
- 15 When the Saints Go Marching in

## SING-ALONG SONG LYRICS

### SONG 1

Dress me, play and let's explore,  
Together we can learn so much more!

### SONG 2

Nice to meet you, my little friend,  
Let's hold hands and play pretend.

### SONG 3

My heart beats of love when you give me a hug.

### SONG 4

Clap your hands, follow me,  
Now tap your feet, follow me.

## CARE & MAINTENANCE

1. Due to the electronic components, the book is surface washable only.
2. Keep the unit clean by wiping it with a slightly damp cloth.
3. Keep the unit out of direct sunlight and away from any direct heat source.
4. Remove the batteries when the unit is not in use for an extended period of time.
5. Do not drop the unit on hard surfaces and do not expose the unit to moisture or water.

## TROUBLESHOOTING

If for some reason the program/activity stops working or malfunctions, please follow these steps:

1. Please turn the unit **OFF**.
2. Interrupt the power supply by removing the batteries.
3. Let the unit stand for a few minutes, then replace the batteries.
4. Turn the unit **ON**. The unit should now be ready to play again.
5. If the product still does not work, replace with an entire set of new batteries.

If the problem persists, please call our Consumer Services Department on 01235 546810 (from UK) or +44 1235 546810 (outside UK) and a service representative will be happy to help you.

### IMPORTANT NOTE:

Creating and developing **VTech®** products is accompanied by a responsibility that we take very seriously. We make every effort to ensure the accuracy of the information which forms the value of our products. However, errors sometimes can occur. It is important for you to know that we stand behind our products and encourage you to call our Consumer Services Department on 01235 546810 (from UK) or +44 1235 546810 (outside UK) with any problems and/or suggestions that you might have. A service representative will be happy to help you.



CLASS 1  
LED PRODUCT



# PRODUCT REGISTRATION

Visit [www.vtech.co.uk/clubvtech/login](http://www.vtech.co.uk/clubvtech/login)  
to register your VTech product

By joining the VTech Club you can also enter competitions, find out about news and events, seek expert advice for parents and let your kids play fun learning games and activities.



## PRODUCT WARRANTY

Thank you for choosing this quality product from VTech. We hope it will bring many hours of entertainment, imaginative play and learning.

1. The product detailed above is covered by a one year warranty from the date of purchase, against any defects in materials or workmanship.
2. The product may be returned to the place of purchase. Alternatively the product can be returned to VTech Electronics Europe plc (see address below), with proof of purchase, without proof of purchase no replacement will be provided.
3. VTech Electronics Europe plc will examine the product and if it is found to be defective due to faulty materials or workmanship, will replace the product at their discretion.
4. If the product covered by this warranty is damaged due to misuse, modification or unauthorised repair, or because of faulty batteries, battery discharge or incorrect electrical connections, then this warranty becomes void.
5. This warranty is personal to the original purchaser and is not transferable.
6. Breakages to the LCD screen are not covered by the warranty.
7. Returns to VTech Electronics Europe plc should include a cheque or postal order for £1.50 towards the cost of return postage and packaging.
8. Products returned to VTech Electronics Europe plc, should be addressed as follows and packed carefully to avoid damage in transit (Please do not include batteries or adaptor). Please include details of the fault together with your name and address.
9. To keep an online record of your warranty, please register your product online at [www.vtech.co.uk/warranty](http://www.vtech.co.uk/warranty)

Vtech Electronics EU PLC, c/o XPO Logistics, Warehouse 350, Cat & Fiddle Lane, West Hallam, DE7 6HE

THIS WARRANTY IS OFFERED AS AN EXTRA BENEFIT AND DOES NOT AFFECT CONSUMERS' STATUTORY RIGHTS.

This warranty is valid for the UK and Eire only. For products purchased outside the UK and Eire, please contact your local distributor or place of purchase.